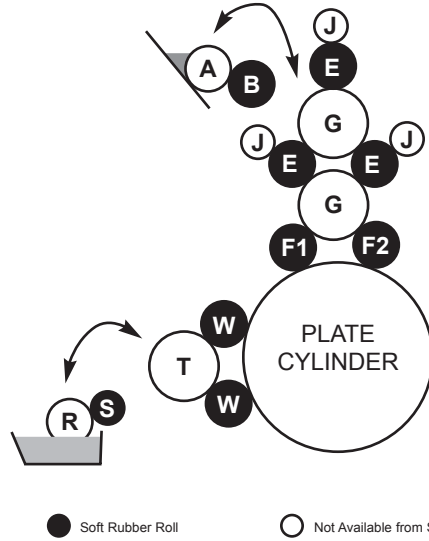
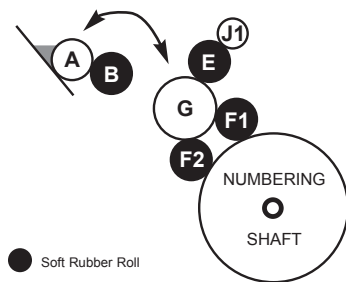


DIDDE-GLASER TANDEMER 8 1/2, APOLLO & IBM REPRODUCER



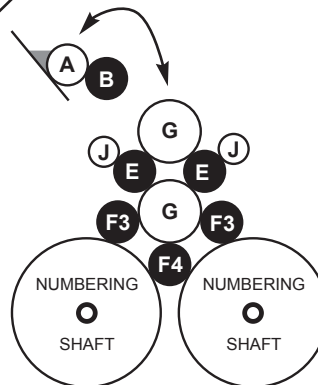
Syn-Tac Cat. No.	8 1/2	1713 -A	1713 -B	Description	Mfg. Part No.	Roll Dia.	Roll Face Lgth.	Overall Shaft Lgth.
INK SYSTEM ROLLERS								
11010	F1	F1	—	INK FORM (large)	221-337	1 5/16	13 11/32	15 3/8
11011	F2	F2	—	INK FORM (small)	221-338	1 3/16	13 11/32	15 3/8
11012	—	—	F3	INK FORM (large)	232-030	1 15/16	13 1/2	15 1/2
11013	—	—	F4	INK FORM (small)	232-031	1 3/4	13 1/2	15 1/2
11020	E	E	E	INTERMEDIATE INK RIDER	221-788	1 1/4	14 1/8	17 3/16
11030	B	B	B	INK DUCTOR	221-128	1 5/16	14	16
MOLLETON WATER SYSTEM ROLLERS								
11040	W	—	—	WATER FORM	221-340	1 1/8	13 1/2	15 3/8
11041	W	—	—	3M WATER FORM (3M sleeve #13014 not included)	221-438	1 5/16	13 5/8	15 3/8
11050	S	—	—	WATER DUCTOR	221-131	1 1/8	14	15 5/8

DIDDE-GLASER MODEL 1713-A
(numbering & imprinting unit)

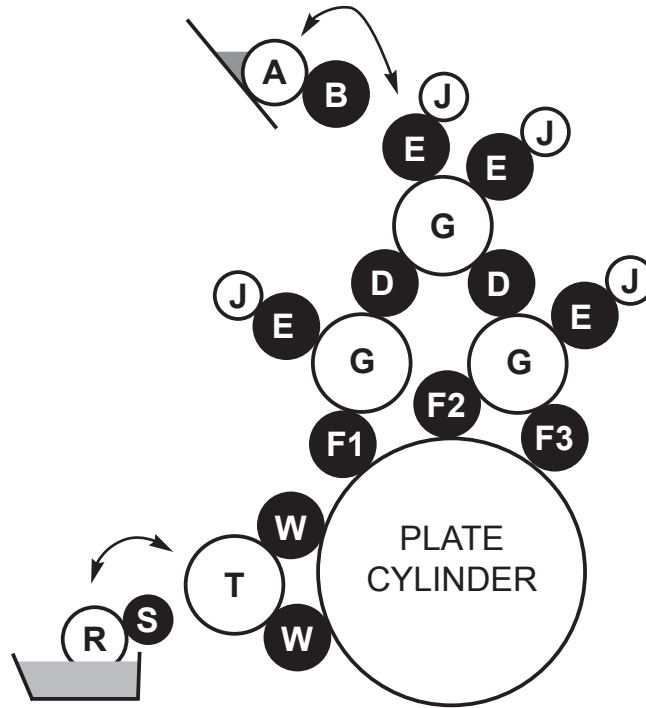


● Soft Rubber Roll
○ Not Available from SYN-TAC

DIDDE-GLASER MODEL 1713-B
(double shaft imprinting unit)



**DIDDE-GLASER TANDEM MODEL 17
(with 17" cutoff)
MODEL OP1713A & OP1713B**

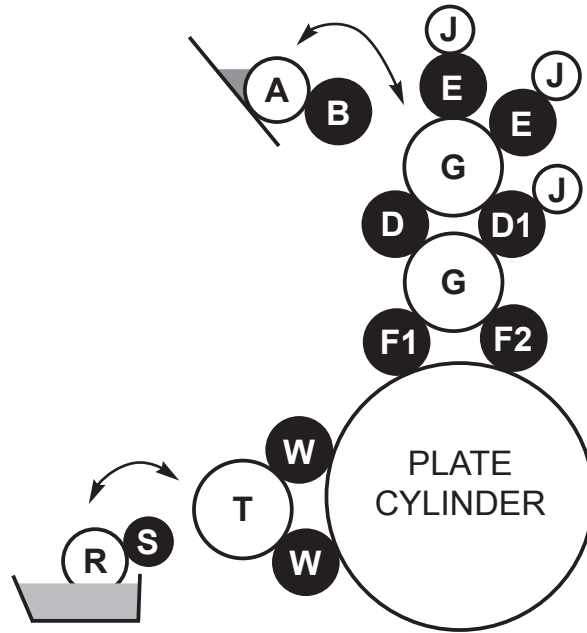


● Soft Rubber Roll ○ Not Available from SYN-TAC

Syn-Tac Cat. No.	Key	Description	Mfg. Part No.	Roll Dia.	Roll Face Lgth.	Overall Shaft Lgth.
INK SYSTEM ROLLERS						
11110	F1	INK FORM (large)	223-585	2	13 ³ / ₈	15 ³ / ₈
11111	F3	INK FORM (medium)	223-583	1 ¹⁵ / ₁₆	13 ³ / ₈	15 ³ / ₈
11112	F2	INK FORM (small)	223-549	1 ³ / ₄	13 ³ / ₈	15 ³ / ₈
11020	E	INTERMEDIATE INK RIDER	221-788	1 ¹ / ₄	14 ¹ / ₈	17 ³ / ₁₆
11120	D	INK DISTRIBUTOR	223-547	1 ¹⁵ / ₁₆	13 ⁵ / ₈	15 ³ / ₈
11130	B	INK DUCTOR	223-517	1 ⁵ / ₈	14 ¹ / ₁₆	15 ⁷ / ₈
MOLLETON WATER SYSTEM ROLLERS						
11140	W	WATER FORM	223-581	1 ³ / ₄	13 ⁹ / ₁₆	15 ³ / ₈
11141	W	3M WATER FORM (3M sleeve #19714 <u>not</u> included)	223-533	1 ³¹ / ₃₂	13 ⁹ / ₁₆	15 ³ / ₈
11150	S	WATER DUCTOR	223-518	1 ¹ / ₂	14 ¹ / ₁₆	15 ⁷ / ₈

HERE'S A TIP ... You can print three colors at one time through a single-color press. For an unusual effect, put blue, yellow, and red ink in the fountain in that order. DO NOT MIX. It is not necessary to put in a fountain divider. The colors will blend as the press runs, producing a multicolor effect. This method is good for short runs only, about 1,000 to 1,500 copies, since the oscillators will blend the colors too much on a longer run.

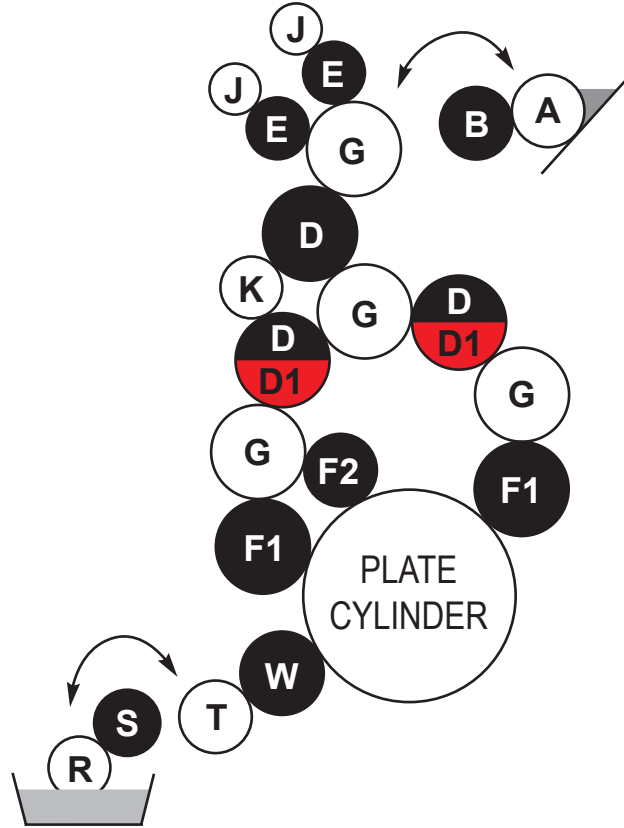
DIDDE-GLASER MODEL 175
(with 11", 12" or 14" cutoff)



● Soft Rubber Roll ○ Not Available from SYN-TAC

Syn-Tac Cat. No.	Key	Description	Mfg. Part No.	Roll Dia.	Roll Face Lgth.	Overall Shaft Lgth.
INK SYSTEM ROLLERS						
11210	F1	INK FORM (large)	225-590	2	17 ¹¹ / ₃₂	19 ³ / ₈
11211	F2	INK FORM (medium)	225-589	1 ¹⁵ / ₁₆	17 ¹¹ / ₃₂	19 ³ / ₈
11220	E	INK RIDER (with 1 ¹ / ₁₆ " dia. ball bearings)	225-577	1 ¹ / ₄	18 ¹ / ₈	21
11223	E	INK RIDER (with 7/ ₈ " dia. ball bearings)	225-972	1 ⁹ / ₃₂	18 ³ / ₃₂	20 ²⁹ / ₃₂
11221	D	INK DISTRIBUTOR	225-680	1 ³ / ₄	17 ⁵ / ₈	19 ³ / ₈
11222	D1	INK DISTRIBUTOR	225-586	1 ¹⁵ / ₁₆	17 ⁵ / ₈	19 ³ / ₈
11230	B	INK DUCTOR	225-618	1 ⁵ / ₈	18 ¹ / ₁₆	19 ⁷ / ₈
MOLLETON WATER SYSTEM ROLLERS						
11240	W	WATER FORM	225-588	1 ³ / ₄	17 ⁹ / ₁₆	19 ³ / ₈
11241	W	3M WATER FORM (3M sleeve #19719 not included)	225-584	2	17 ³ / ₄	19 ³ / ₈
11250	S	WATER DUCTOR	225-581	1 ¹ / ₂	18 ¹ / ₁₆	19 ⁷ / ₈

DIDDE-GLASER MODEL 175 (with 17" cutoff)



● Soft Rubber Roll ● Hard Rubber Roll ○ Not Available from SYN-TAC

Syn-Tac Cat. No.	Key	Description	Mfg. Part No.	Roll Dia.	Roll Face Lgth.	Overall Shaft Lgth.
INK SYSTEM ROLLERS						
11210	F1	INK FORM (large)	225-590	2	17 ^{11/32}	19 ^{3/8}
11212	F2	INK FORM (small)	223-665	1 ^{3/4}	17 ^{11/32}	19 ^{3/8}
11220	E	INK RIDER (with 1 ^{1/16} " dia. ball bearings)	225-577	1 ^{1/4}	18 ^{1/8}	21
11223	E	INK RIDER (with 7/8" dia. ball bearings)	225-972	1 ^{9/32}	18 ^{3/32}	20 ^{29/32}
11222	D	INK DISTRIBUTOR (soft rubber)	225-586	1 ^{15/16}	17 ^{5/8}	19 ^{3/8}
11224	D1	INK DISTRIBUTOR (hard rubber)	223-819	1 ^{15/16}	17 ^{5/8}	19 ^{3/8}
11230	B	INK DUCTOR	225-618	1 ^{5/8}	18 ^{1/16}	19 ^{7/8}
MOLLETON WATER SYSTEM ROLLERS						
11240	W	WATER FORM	225-588	1 ^{3/4}	17 ^{9/16}	19 ^{3/8}
11241	W	3M WATER FORM (3M sleeve #19719 not included)	225-584	2	17 ^{3/4}	19 ^{3/8}
11250	S	WATER DUCTOR	225-581	1 ^{1/2}	18 ^{1/16}	19 ^{7/8}